




# LEON COUNTY ELECTION'S OFFICE

*Donna Golden, Election Administrator, REO, CERA*

P.O. Box 1239, 155 N Cass Street, Centerville, Texas 75833 903/536-4469 903/536-1773-FAX


## Canvass Totals for General Election w/City of Marquez & SW Leon ESD #2 November 8, 2022


I, Donna Golden, Elections Administrator, do hereby certify these are the true and correct election results from the General Election held on November 8, 2022, in Leon County, Texas. (Sec. 87.1231 of the Texas Election Code)


  
Donna Golden 11/21/22  
Date


Received into the Commissioner's Court minutes of Leon County on this 21st day of November, 2022.

\_\_\_\_\_  
Joey Sullivan, Pct #1  
Leon County Commissioner

  
\_\_\_\_\_  
David Ferguson, Pct #2  
Leon County Commissioner

  
\_\_\_\_\_  
Kyle Workman, Pct #3  
Leon County Commissioner

  
\_\_\_\_\_  
David Gimmes, Pct #4  
Leon County Commissioner

  
\_\_\_\_\_  
Byron Ryder  
Leon County Judge

  
\_\_\_\_\_  
Christie Wakefield  
Leon County Clerk

**LEON COUNTY, TX**  
**November 8, 2022 General Election**  
**w/City of Marquez Sales Tax Reauth & SW Leon ESD #2 Sales/Use Tax**

DONNA GOLDEN, ELECTIONS ADMINISTRATOR, REO, CERA															
	1	2	3	4	5	6	7	8	9	10	11	12	13	14	TOTAL
<b>TOTAL REG VOTERS</b>	<b>1797</b>	<b>383</b>	<b>638</b>	<b>974</b>	<b>583</b>	<b>1124</b>	<b>628</b>	<b>1146</b>	<b>457</b>	<b>1143</b>	<b>1057</b>	<b>862</b>	<b>886</b>	<b>282</b>	<b>11,960</b>
<b>TOTAL VOTES CAST</b>	997	239	353	502	386	796	366	606	251	616	509	532	587	157	<b>6,897</b>
<b>VOTER TURNOUT - TOTAL</b>	55.48%	62.40%	55.33%	51.54%	66.21%	70.82%	58.28%	52.88%	54.92%	53.89%	48.16%	61.72%	66.25%	55.67%	57.67%
<b>UNITED STATES REPRESENTATIVE, DISTRICT 17</b>															
Pete Sessions (REP)	876	212	327	446	343	704	347	541	236	570	441	409	535	124	<b>6,111</b>
Mary Jo Woods (DEM)	105	24	25	48	38	80	14	55	13	40	61	108	44	26	<b>681</b>
<b>GOVERNOR</b>															
Greg Abbott (REP)	880	207	322	445	340	705	349	535	232	569	432	402	538	126	<b>6,082</b>
Beto O'Rourke (DEM)	108	25	23	48	41	80	16	57	15	43	62	110	41	29	<b>698</b>
Mark Tippetts (LIB)	5	5	1	5	3	7	1	7	2	1	6	8	5	1	<b>57</b>
Delilah Barrios (GRN)	2	1	1	1	1	1	0	4	0	1	2	2	2	0	<b>18</b>
Write-In Totals	2	1	2	2	0	0	0	1	0	0	2	5	0	0	<b>15</b>
Write-In: Jacqueline Abernathy	1	0	1	1	0	0	0	0	0	0	0	4	0	0	<b>7</b>
Write-In: Mark V. Goloby	0	0	0	0	0	0	0	0	0	0	0	1	0	0	<b>1</b>
Write-In: Uncertified	1	1	1	1	0	0	0	1	0	0	2	0	0	0	<b>7</b>
<b>LIEUTENANT GOVERNOR</b>															
Dan Patrick (REP)	851	200	317	442	341	694	343	536	234	561	430	404	532	125	<b>6,010</b>
Mike Collier (DEM)	114	30	29	50	41	87	17	56	15	42	69	102	44	27	<b>723</b>
Shanna Steele (LIB)	22	5	3	7	2	11	4	11	1	7	3	11	9	5	<b>101</b>
<b>ATTORNEY GENERAL</b>															
Ken Paxton (REP)	855	198	320	441	338	684	341	536	229	561	421	402	530	123	<b>5,979</b>
Rochelle Mercedes Garza (DEM)	112	29	26	50	41	81	17	57	16	41	70	105	45	30	<b>720</b>
Mark Ash (LIB)	16	4	3	6	4	16	4	9	4	8	12	12	10	3	<b>111</b>
<b>COMPTROLLER OF PUBLIC ACCOUNTS</b>															
Glenn Hegar (REP)	865	204	323	447	340	698	346	542	234	567	437	409	538	125	<b>6,075</b>
Janet T. Dudding (DEM)	102	25	26	45	38	75	13	48	14	34	63	100	39	29	<b>651</b>
V. Alonzo Echevarria-Garza (LIB)	12	5	2	4	3	5	2	8	1	10	7	9	4	3	<b>75</b>
<b>COMMISSIONER OF THE GENERAL LAND OFFICE</b>															
Dawn Buckingham (REP)	847	203	323	440	343	694	347	537	231	563	428	386	527	126	<b>5,995</b>
Jay Kleberg (DEM)	122	26	25	51	39	80	15	54	16	40	67	104	45	28	<b>712</b>
Alfred Molison, Jr. (GRN)	5	3	1	3	2	3	0	4	2	5	4	6	5	0	<b>43</b>
Write-In Totals	2	0	1	1	0	0	0	2	0	1	2	15	4	0	<b>28</b>
Write-In: Carrie Evelyn Menger	2	0	1	0	0	0	0	2	0	0	0	7	1	0	<b>13</b>
Write-In: Uncertified	0	0	0	1	0	0	0	0	0	1	2	8	3	0	<b>15</b>
<b>COMMISSIONER OF AGRICULTURE</b>															
Sid Miller (REP)	865	213	325	453	345	699	346	538	232	567	442	411	536	127	<b>6,099</b>
Susan Hays (DEM)	117	23	24	43	39	82	17	59	15	43	65	105	43	30	<b>705</b>
<b>RAILROAD COMMISSIONER</b>															
Wayne Christian (REP)	858	204	323	443	344	700	345	535	228	560	431	405	527	119	<b>6,022</b>
Luke Warford (DEM)	104	22	23	45	36	74	14	52	14	35	61	102	40	30	<b>652</b>
Jaime Andres Diez (LIB)	17	5	3	6	4	4	3	5	2	9	7	8	7	4	<b>84</b>
Hunter Wayne Crow (GRN)	3	2	0	1	0	1	1	5	1	3	5	1	6	2	<b>31</b>
<b>JUSTICE, SUPREME COURT, PLACE 3</b>															
Debra Lehmann (REP)	856	206	323	448	346	694	345	535	229	563	433	406	531	123	<b>6,038</b>
Erin A. Nowell (DEM)	110	23	23	44	35	77	15	51	14	40	62	99	40	32	<b>665</b>
Thomas Edward Oxford (LIB)	13	3	2	4	3	5	1	9	4	6	10	11	7	2	<b>80</b>
<b>JUSTICE, SUPREME COURT, PLACE 5</b>															
Rebeca Huddle (REP)	868	204	325	448	345	702	344	538	230	569	433	411	529	124	<b>6,070</b>
Amanda Reichel (DEM)	108	27	24	45	39	79	16	53	15	39	70	104	46	30	<b>695</b>
<b>JUSTICE, SUPREME COURT, PLACE 9</b>															
Evan Young (REP)	862	206	325	446	342	700	344	532	232	565	437	408	529	123	<b>6,051</b>
Julia Maldonado (DEM)	117	25	24	49	40	80	15	56	14	44	67	104	44	31	<b>710</b>
<b>JUDGE, COURT OF CRIMINAL APPEALS, PLACE 5</b>															
Scott Walker (REP)	864	205	324	448	340	700	343	540	232	566	434	410	533	125	<b>6,064</b>
Dana Huffman (DEM)	115	26	25	45	43	80	16	51	15	43	66	107	42	29	<b>703</b>
<b>JUDGE, COURT OF CRIMINAL APPEALS, PLACE 6</b>															
Jesse F. McClure, III (REP)	866	203	324	449	344	700	344	536	231	569	436	408	530	122	<b>6,062</b>
Robert Johnson (DEM)	113	24	25	45	39	79	15	53	16	39	63	106	46	32	<b>695</b>
<b>STATE SENATOR, DISTRICT 5</b>															
Charles Schwertner (REP)	881	206	322	448	342	706	343	529	228	568	446	408	536	124	<b>6,087</b>
Tommy Estes (LIB)	74	22	22	30	35	59	11	48	15	33	42	69	32	21	<b>513</b>
<b>STATE REPRESENTATIVE, DISTRICT 13</b>															
Angelia Orr (REP)	870	205	322	445	341	699	346	534	233	571	437	404	535	125	<b>6,067</b>
Cedric Davis, Sr. (DEM)	110	26	25	47	39	78	15	56	14	39	64	107	39	31	<b>690</b>
<b>COUNTY COMMISSIONER, PRECINCT 2</b>															
Newman Paul Bing (REP)	X	X	X	X	X	X	X	X	X	X	X	382	199	346	<b>X 927</b>
Write-In Totals	X	X	X	X	X	X	X	X	X	X	X	95	318	220	<b>X 633</b>
Write-In: Terry Johnson	X	X	X	X	X	X	X	X	X	X	X	95	316	219	<b>X 630</b>
Write-In: Uncertified	X	X	X	X	X	X	X	X	X	X	X	0	2	1	<b>X 3</b>
<b>CITY OF MARQUEZ STREET TAX REAUTHORIZATION</b>															
For	X	X	X	X	X	X	45	X	6	X	X	X	X	X	<b>51</b>
Against	X	X	X	X	X	X	12	X	1	X	X	X	X	X	<b>13</b>
<b>SOUTHWEST LEON EMERGENCY SERVICES DISTRICT #2 SALES AND USE TAX</b>															
For	X	X	X	101	13	705	30	X	X	X	X	X	X	X	<b>849</b>
Against	X	X	X	48	8	83	17	X	X	X	X	X	X	X	<b>156</b>

## Election Reconciliation - Official Totals

County Leon County, TX

Election Name General w/CMarq & SW ESD #4

Registered Voters 11,960


Election Date 11/08/22

1. Voters <small>(from election rosters and lists)</small>	
A. Early voting in person voters	2831
B. Election day in person voters	3742
C. Mail ballot voters	299
D. Provisional ballots submitted	39
E. Total voters (A+B+C+D)	6911

2. Rejected ballots	
F. Mail ballots rejected	1
G. Provisional ballots rejected	13
H. Total ballots rejected (F+G)	14

3. Counted ballots <small>(from tabulation software)</small>	
I. Early voting ballots counted	2831
J. Election day ballots counted	3742
K. Mail ballots counted	298
L. Provisional ballots counted	26
M. Total ballots counted (I+J+K+L)	6897

4. Comparison of voters and counted ballots	
N. Difference between voters and ballots (E-H-M)	0
O. Difference as percentage of voters (N+(E-H)*100)	0 %
P. Explanation for difference, if any	

5. Attestation		
Q. "I certify that the information contained in this document accurately reflects the official reconciliation of votes and voters from the above stated election"		
 <small>Presiding judge signature</small>	<b>Kimberly Smith</b> <small>Print name</small>	<u>11/15/22</u> <small>Date</small>

6. Mail ballots	
R. Mail ballots sent	329
S. Mail ballots not returned by voter	25
T. Mail ballots surrendered	5

7. Provisional ballots	
U. Provisional ballots deemed incomplete	0

LEON COUNTY, TX 11/08/22 GENERAL W/CITY OF MARQUEZ SW ESD #2

**EARLY VOTING:**

	ED TOTAL	PROVISIONAL		TOTALS
		ACCEPTED	REJECTED	
PCT'S #1-14				2812
LIMITED BALLOTS				19
				<hr/>
				2831
BALLOTS BY MAIL	295	294	1	294
FPCA BALLOTS BY MAIL				4
				<hr/>
				298

**ELECTION DAY:**

PCT #1	289	4	0	293
PCT #2	130	0	1	130
PCT #3	158	1	1	159
PCT #4	366	2	2	368
PCT #5	203	2	0	205
PCT #6	563	12	2	575
PCT #7	238	3	0	241
PCT #8	368	1	2	369
PCT #9	130	0	0	130
PCT #10	322	1	1	323
PCT #11	292	0	0	292
PCT #12	349	0	1	349
PCT #13	263	0	3	263
PCT #14	71	0	0	71
	<hr/>			
TOTAL ELECTION DAY:	3742	26	13	3768

TOTAL BBM, EARLY VOTING & ELECTION DAY: 6897

Summary Results Report  
20221108\_Leon County General Election  
November 8, 2022

OFFICIAL RESULTS

Leon County

**Statistics**

	TOTAL	Absentee	Early Voting	Election Day
Election Day Precincts Reporting	14 of 14	0	0	14
Precincts Complete	0 of 14	0	0	0
Precincts Partially Reported	14 of 14	0	0	14
Absentee/ Early Precincts Reporting	14 of 14	14	14	0
Registered Voters - Total	11,960			
Ballots Cast - Total	6,897	298	2,831	3,768
Ballots Cast - Blank	0	0	0	0
Voter Turnout - Total	57.67%			

Summary Results Report  
 20221108\_Leon County General Election  
 November 8, 2022

OFFICIAL RESULTS

Leon County

**US Representative, Dist 17**

Vote For 1

	TOTAL	Absentee	Early Voting	Election Day
REP Pete Sessions	6,111	213	2,525	3,373
DEM Mary Jo Woods	681	79	261	341

**Governor**

Vote For 1

	TOTAL	Absentee	Early Voting	Election Day
REP Greg Abbott	6,082	209	2,531	3,342
DEM Beto O'Rourke	698	82	267	349
LIB Mark Tippetts	57	3	14	40
GRN Delilah Barrios	18	1	8	9
Write-In Totals	15	0	5	10
Write-In: Jacqueline Abernathy	7	0	1	6
Write-In: Mark V. Goloby	1	0	0	1
Write-In: Uncertified	7	0	4	3
Not Assigned	0	0	0	0

**Lieutenant Governor**

Vote For 1

	TOTAL	Absentee	Early Voting	Election Day
REP Dan Patrick	6,010	204	2,499	3,307
DEM Mike Collier	723	88	288	347
LIB Shanna Steele	101	4	33	64

**Attorney General**

Vote For 1

	TOTAL	Absentee	Early Voting	Election Day
REP Ken Paxton	5,979	203	2,477	3,299
DEM Rochelle Mercedes Garza	720	86	289	345
LIB Mark Ash	111	4	41	66

**Comptroller of Public Accounts**

Vote For 1

	TOTAL	Absentee	Early Voting	Election Day
REP Glenn Hegar	6,075	211	2,524	3,340
DEM Janet T. Dudding	651	83	263	305
LIB V. Alonzo Echevarria-Garza	75	2	24	49

Summary Results Report  
 20221108\_Leon County General Election  
 November 8, 2022

OFFICIAL RESULTS

Leon County

**Comm. General Land Office**

Vote For 1

	TOTAL	Absentee	Early Voting	Election Day
REP Dawn Buckingham	5,995	210	2,494	3,291
DEM Jay Kleberg	712	82	292	338
GRN Alfred Molison, Jr.	43	1	8	34
Write-In Totals	28	0	7	21
Write-In: Carrie Evelyn Menger	13	0	5	8
Write-In: Uncertified	15	0	2	13
Not Assigned	0	0	0	0

**Commissioner of Agriculture**

Vote For 1

	TOTAL	Absentee	Early Voting	Election Day
REP Sid Miller	6,099	210	2,531	3,358
DEM Susan Hays	705	85	279	341

**Railroad Commissioner**

Vote For 1

	TOTAL	Absentee	Early Voting	Election Day
REP Wayne Christian	6,022	211	2,503	3,308
DEM Luke Warford	652	83	256	313
LIB Jaime Andres Diez	84	3	29	52
GRN Hunter Wayne Crow	31	0	15	16

**Justice, Supreme Ct. PI. 3**

Vote For 1

	TOTAL	Absentee	Early Voting	Election Day
REP Debra Lehrmann	6,038	213	2,514	3,311
DEM Erin A. Nowell	665	82	264	319
LIB Thomas Edward Oxford	80	2	26	52

**Justice, Supreme Ct. PI. 5**

Vote For 1

	TOTAL	Absentee	Early Voting	Election Day
REP Rebeca Huddle	6,070	212	2,525	3,333
DEM Amanda Reichel	695	84	269	342

**Justice, Supreme Ct. PI. 9**

Vote For 1

	TOTAL	Absentee	Early Voting	Election Day
REP Evan Young	6,051	211	2,521	3,319
DEM Julia Maldonado	710	84	274	352

**Judge, Ct of Crim. Appeals, PI 5**

Vote For 1

	TOTAL	Absentee	Early Voting	Election Day
REP Scott Walker	6,064	209	2,523	3,332
DEM Dana Huffman	703	86	273	344

Summary Results Report  
 20221108\_Leon County General Election  
 November 8, 2022

OFFICIAL RESULTS

Leon County

**Judge, Ct of Crim. Appeals, PI 6**

Vote For 1

	TOTAL	Absentee	Early Voting	Election Day
REP Jesse F. McClure, III	6,062	210	2,523	3,329
DEM Robert Johnson	695	84	270	341

**State Senator, District 5**

Vote For 1

	TOTAL	Absentee	Early Voting	Election Day
REP Charles Schwertner	6,087	210	2,530	3,347
LIB Tommy Estes	513	46	195	272

**State Representative, District 13**

Vote For 1

	TOTAL	Absentee	Early Voting	Election Day
REP Angelia Orr	6,067	210	2,519	3,338
DEM Cedric Davis, Sr.	690	83	266	341

**County Commissioner. Pct. 2**

Vote For 1

	TOTAL	Absentee	Early Voting	Election Day
REP Newman Paul Bing	927	24	417	486
Write-In Totals	633	33	213	387
Write-In: Terry Johnson	630	33	213	384
Write-In: Uncertified	3	0	0	3
Not Assigned	0	0	0	0

**PROPOSITION NO. 1 City of Marquez**

Vote For 1

	TOTAL	Absentee	Early Voting	Election Day
FOR	51	3	15	33
AGAINST	13	0	2	11

**PROPOSITION A Southwest Leon ESD No. 2**

Vote For 1

	TOTAL	Absentee	Early Voting	Election Day
FOR	849	43	175	631
AGAINST	156	13	43	100



11/15/2022

Office of the Secretary of State  
State of Texas  
Voting History - Summary

Generated By:145DGOLDEN

LEON

Election: 2022 NOVEMBER 8TH GENERAL ELECTION

County:LEON

Precinct	Total Voters	Total Suspense	Total Non-Suspense
1	56	0	56
2	8	0	8
3	20	0	20
4	18	0	18
5	20	0	20
6	51	0	51
7	18	0	18
8	20	0	20
9	9	0	9
10	20	0	20
11	19	0	19
12	32	0	32
13	22	0	22
14	16	0	16
TOTALS	329	0	329

The total number of Early Votes is 298, Election Day Votes is 0 ,  
Provisional Ballot is 0 and Rejected Ballots is 1.

11/15/2022

Office of the Secretary of State  
State of Texas  
FPCA/ABBM Ballot Activity Report - Summary

Generated By: 145DGOLDEN  
LEON

County Name	Precinct	Total ABBM Requested	Total ABBM Sent	Total ABBM Received	Total ABBM Returned	Total FPCA	Total FPCA Sent	Total FPCA Received	Total FPCA Returned
LEON	1	55	55	51	0	1	1	1	0
	2	8	8	7	0	0	0	0	0
	3	19	19	19	0	1	1	0	0
	4	18	18	14	0	0	0	0	0
	5	20	20	20	0	0	0	0	0
	6	51	51	47	0	0	0	0	0
	7	18	18	17	0	0	0	0	0
	8	20	20	19	0	0	0	0	0
	9	9	9	9	0	0	0	0	0
	10	17	17	14	0	3	3	2	0
	11	19	19	13	0	0	0	0	0
	12	30	30	30	0	2	2	1	0
	13	22	22	20	0	0	0	0	0
	14	16	16	15	0	0	0	0	0
		<b>322</b>	<b>322</b>	<b>295</b>	<b>0</b>	<b>7</b>	<b>7</b>	<b>4</b>	<b>0</b>

11/15/2022

Office of the Secretary of State  
State of Texas  
Voting History - Summary

Generated By:145DGOLDEN  
LEON

Election: 2022 NOVEMBER 8TH GENERAL ELECTION

County:LEON

Precinct	Total Voters	Total Suspense	Total Non-Suspense
1	652	2	650
2	102	1	101
3	175	0	175
4	120	1	119
5	162	1	161
6	174	0	174
7	108	0	108
8	218	2	216
9	112	1	111
10	277	3	274
11	204	1	203
12	152	0	152
13	304	1	303
14	71	0	71
<b>TOTALS</b>	<b>2831</b>	<b>13</b>	<b>2818</b>

The total number of Early Votes is 2831, Election Day Votes is 0 ,  
Provisional Ballot is 0 and Rejected Ballots is 0.

11/14/2022

Office of the Secretary of State  
State of Texas  
Voting History - Summary

Generated By:145DGOLDEN

LEON

Election: 2022 NOVEMBER 8TH GENERAL ELECTION

County:LEON

Precinct	Total Voters	Total Suspense	Total Non-Suspense
1	293	1	292
2	131	1	130
3	160	1	159
4	370	2	368
5	205	1	204
6	577	2	575
7	241	1	240
8	371	7	364
9	130	0	130
10	323	6	317
11	293	5	288
12	350	1	349
13	266	1	265
14	71	0	71
<b>TOTALS</b>	<b>3781</b>	<b>29</b>	<b>3752</b>

The total number of Early Votes is 0, Election Day Votes is 3742 ,  
Provisional Ballot is 26 and Rejected Ballots is 13.

	STATISTICS			
	Registered Voters - Total	Ballots Cast - Total	Ballots Cast - Blank	Voter Turnout - Total
Pct #1 - Centerville	1,797	997	0	55.48%
Pct #2 - Guy's Store	383	239	0	62.4%
Pct #3 - Leona	638	353	0	55.33%
Pct #4 - Normangee	974	502	0	51.54%
Pct #5 - Flynn	583	386	0	66.21%
Pct #6 - Hilltop Lakes w/ESD 2	1,124	796	0	70.82%
Pct #7 - Marquez	628	366	0	58.28%
Pct #8 - Jewett	1,146	606	0	52.88%
Pct #9 - Concord	457	251	0	54.92%
Pct #10 - W. Buffalo	1,143	616	0	53.89%
Pct #11 - E. Buffalo	1,057	509	0	48.16%
Pct #12 - Oakwood	862	532	0	61.72%
Pct #13 - Flo	886	587	0	66.25%
Pct #14 - Malvern	282	157	0	55.67%
<b>Totals</b>	<b>11,960</b>	<b>6,897</b>	<b>0</b>	

	US Representative, Dist 17		Governor								
	VOTE FOR 1		VOTE FOR 1								
	REP Pete Sessions	DEM Mary Jo Woods	REP Greg Abbott	DEM Beto O'Rourke	LIB Mark Tippetts	GRN Delilah Barros	Write-in Totals	Write-in: Jacqueline Abernathy	Write-in: Mark V. Goloby	Write-in: Uncertified	Write-in: Not Assigned
Pct #1 - Centerville	876	105	880	108	5	2	2	1	0	1	0
Pct #2 - Guy's Store	212	24	207	25	5	1	1	0	0	1	0
Pct #3 - Leona	327	25	322	23	1	1	2	1	0	1	0
Pct #4 - Normangee	446	48	445	48	5	1	2	1	0	1	0
Pct #5 - Flynn	343	38	340	41	3	1	0	0	0	0	0
Pct #6 - Hilltop Lakes w/ESD 2	704	80	705	80	7	1	0	0	0	0	0
Pct #7 - Marquez	347	14	349	16	1	0	0	0	0	0	0
Pct #8 - Jewett	541	55	535	57	7	4	1	0	0	1	0
Pct #9 - Concord	236	13	232	15	2	0	0	0	0	0	0
Pct #10 - W. Buffalo	570	40	569	43	1	1	0	0	0	0	0
Pct #11 - E. Buffalo	441	61	432	62	6	2	2	0	0	2	0
Pct #12 - Oakwood	409	108	402	110	8	2	5	4	1	0	0
Pct #13 - Flo	535	44	538	41	5	2	0	0	0	0	0
Pct #14 - Malvern	124	26	126	29	1	0	0	0	0	0	0
<b>Totals</b>	<b>6,111</b>	<b>681</b>	<b>6,082</b>	<b>698</b>	<b>57</b>	<b>18</b>	<b>15</b>	<b>7</b>	<b>1</b>	<b>7</b>	<b>0</b>

	Lieutenant Governor			Attorney General			Comptroller of Public Accounts		
	VOTE FOR 1			VOTE FOR 1			VOTE FOR 1		
	REP Dan Patrick	DEM Mike Collier	LIB Shanna Steele	REP Ken Paxton	DEM Rochelle Mercedes Garza	LIB Mark Ash	REP Glenn Hegar	DEM Janet T. Dudding	LIB V. Alonzo Echevarria-Garza
Pct #1 - Centerville	851	114	22	855	112	16	865	102	12
Pct #2 - Guy's Store	200	30	5	198	29	4	204	25	5
Pct #3 - Leona	317	29	3	320	26	3	323	26	2
Pct #4 - Normangee	442	50	7	441	50	6	447	45	4
Pct #5 - Flynn	341	41	2	338	41	4	340	38	3
Pct #6 - Hilltop Lakes w/ESD 2	694	87	11	684	81	16	698	75	5
Pct #7 - Marquez	343	17	4	341	17	4	346	13	2
Pct #8 - Jewett	536	56	11	536	57	9	542	48	8
Pct #9 - Concord	234	15	1	229	16	4	234	14	1
Pct #10 - W. Buffalo	561	42	7	561	41	8	567	34	10
Pct #11 - E. Buffalo	430	69	3	421	70	12	437	63	7
Pct #12 - Oakwood	404	102	11	402	105	12	409	100	9
Pct #13 - Flo	532	44	9	530	45	10	538	39	4
Pct #14 - Malvern	125	27	5	123	30	3	125	29	3
<b>Totals</b>	<b>6,010</b>	<b>723</b>	<b>101</b>	<b>5,979</b>	<b>720</b>	<b>111</b>	<b>6,075</b>	<b>651</b>	<b>75</b>

	Comm. General Land Office						
	VOTE FOR 1						
	REP Dawn Buckingham	DEM Jay Kieberg	GRN Alfred Molison, Jr.	Write-in Totals	Write-in: Carrie Evelyn Menger	Write-in: Uncertified	Write-in: Not Assigned
Pct #1 - Centerville	847	122	5	2	2	0	0
Pct #2 - Guy's Store	203	26	3	0	0	0	0
Pct #3 - Leona	323	25	1	1	1	0	0
Pct #4 - Normangee	440	51	3	1	0	1	0
Pct #5 - Flynn	343	39	2	0	0	0	0
Pct #6 - Hilltop Lakes w/ESD 2	694	80	3	0	0	0	0
Pct #7 - Marquez	347	15	0	0	0	0	0
Pct #8 - Jewett	537	54	4	2	2	0	0
Pct #9 - Concord	231	16	2	0	0	0	0
Pct #10 - W. Buffalo	563	40	5	1	0	1	0
Pct #11 - E. Buffalo	428	67	4	2	0	2	0
Pct #12 - Oakwood	386	104	6	15	7	8	0
Pct #13 - Flo	527	45	5	4	1	3	0
Pct #14 - Malvern	126	28	0	0	0	0	0
<b>Totals</b>	<b>5,995</b>	<b>712</b>	<b>43</b>	<b>28</b>	<b>13</b>	<b>15</b>	<b>0</b>



	Commissioner of Agriculture		Railroad Commissioner				Justice, Supreme Ct. Pl. 3		
	VOTE FOR 1		VOTE FOR 1				VOTE FOR 1		
	REP Sid Miller	DEM Susan Hays	REP Wayne Christian	DEM Luke Warford	LIB Jaime Andres Diez	GRN Hunter Wayne Crow	REP Debra Lehmann	DEM Erin A. Nowell	LIB Thomas Edward Oxford
Pct #1 - Centerville	865	117	858	104	17	3	856	110	13
Pct #2 - Guy's Store	213	23	204	22	5	2	206	23	3
Pct #3 - Leona	325	24	323	23	3	0	323	23	2
Pct #4 - Normangee	453	43	443	45	6	1	448	44	4
Pct #5 - Flynn	345	39	344	36	4	0	346	35	3
Pct #6 - Hilltop Lakes w/ESD 2	699	82	700	74	4	1	694	77	5
Pct #7 - Marquez	346	17	345	14	3	1	345	15	1
Pct #8 - Jewett	538	59	535	52	5	5	535	51	9
Pct #9 - Concord	232	15	228	14	2	1	229	14	4
Pct #10 - W. Buffalo	567	43	560	35	9	3	563	40	6
Pct #11 - E. Buffalo	442	65	431	61	7	5	433	62	10
Pct #12 - Oakwood	411	105	405	102	8	1	406	99	11
Pct #13 - Flo	536	43	527	40	7	6	531	40	7
Pct #14 - Malvern	127	30	119	30	4	2	123	32	2
<b>Totals</b>	<b>6,099</b>	<b>705</b>	<b>6,022</b>	<b>652</b>	<b>84</b>	<b>31</b>	<b>6,038</b>	<b>665</b>	<b>80</b>

	Justice, Supreme Ct. PI. 5		Justice, Supreme Ct. PI. 9		Judge, Ct of Crim. Appeals, PI 5		Judge, Ct of Crim. Appeals, PI 6	
	VOTE FOR 1		VOTE FOR 1		VOTE FOR 1		VOTE FOR 1	
	REP Rebecca Huddle	DEM Amanda Reichert	REP Evan Young	DEM Julia Maldonado	REP Scott Walker	DEM Dana Huffman	REP Jesse F. McClure, III	DEM Robert Johnson
Pct #1 - Centerville	868	108	862	117	864	115	866	113
Pct #2 - Guy's Store	204	27	206	25	205	26	203	24
Pct #3 - Leona	325	24	325	24	324	25	324	25
Pct #4 - Normangee	448	45	446	49	448	45	449	45
Pct #5 - Flynn	345	39	342	40	340	43	344	39
Pct #6 - Hilltop Lakes w/ESD 2	702	79	700	80	700	80	700	79
Pct #7 - Marquez	344	16	344	15	343	16	344	15
Pct #8 - Jewett	538	53	532	56	540	51	536	53
Pct #9 - Concord	230	15	232	14	232	15	231	16
Pct #10 - W. Buffalo	569	39	565	44	566	43	569	39
Pct #11 - E. Buffalo	433	70	437	67	434	66	436	63
Pct #12 - Oakwood	411	104	408	104	410	107	408	106
Pct #13 - Flo	529	46	529	44	533	42	530	46
Pct #14 - Malvern	124	30	123	31	125	29	122	32
<b>Totals</b>	<b>6,070</b>	<b>695</b>	<b>6,051</b>	<b>710</b>	<b>6,064</b>	<b>703</b>	<b>6,062</b>	<b>695</b>

	State Senator, District 5		State Representative, District 13		County Commissioner. Pct. 2				
	VOTE FOR 1		VOTE FOR 1		VOTE FOR 1				
	REP Charles Schwerner	LIB Tommy Estes	REP Angella Orr	DEM Cedric Davis, Sr.	REP Newman Paul Bing	Write-in Totals	Write-in: Terry Johnson	Write-in: Uncertified	Write-in: Not Assigned
Pct #1 - Centerville	881	74	870	110					
Pct #2 - Guy's Store	206	22	205	26					
Pct #3 - Leona	322	22	322	25					
Pct #4 - Normangee	448	30	445	47					
Pct #5 - Flynn	342	35	341	39					
Pct #6 - Hilltop Lakes w/ESD 2	706	59	699	78					
Pct #7 - Marquez	343	11	346	15					
Pct #8 - Jewett	529	48	534	56					
Pct #9 - Concord	228	15	233	14					
Pct #10 - W. Buffalo	568	33	571	39					
Pct #11 - E. Buffalo	446	42	437	64	382	95	95	0	0
Pct #12 - Oakwood	408	69	404	107	199	318	316	2	0
Pct #13 - Flo	536	32	535	39	346	220	219	1	0
Pct #14 - Malvern	124	21	125	31					
<b>Totals</b>	<b>6,087</b>	<b>513</b>	<b>6,067</b>	<b>690</b>	<b>927</b>	<b>633</b>	<b>630</b>	<b>3</b>	<b>0</b>

	PROPOSITION NO. 1 City of Marquez		PROPOSITION A Southwest Leon ESD No. 2	
	VOTE FOR 1		VOTE FOR 1	
	FOR	AGAINST	FOR	AGAINST
Pct #4 - Normangee			101	48
Pct #5 - Flynn			13	8
Pct #6 - Hilltop Lakes w/ESD 2			705	83
Pct #7 - Marquez	45	12	30	17
Pct #9 - Concord	6	1		
<b>Totals</b>	<b>51</b>	<b>13</b>	<b>849</b>	<b>156</b>